

AZURLIGHT

SYSTEMS



Product Datasheet

1030 nm CW Fiber Lasers & Amplifiers

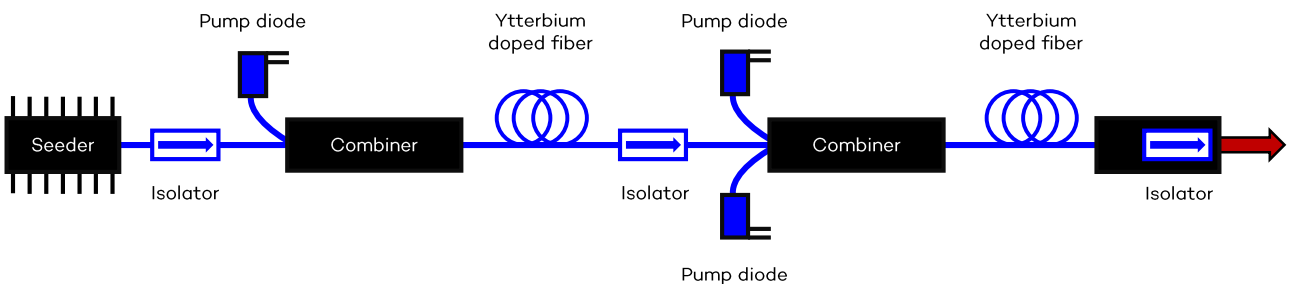
10 W – 20 W – 50 W

Azurlight Systems is a French company that develops, produces and commercializes innovative fiber laser technologies. Its patented design represents a real breakthrough on the laser market especially over other solid-state technologies. Our team strives to combine the most stringent fiber laser specifications : high power, single mode, single frequency, ultra-low noise, to enable the most demanding applications. The unique all-fibered architecture allows for reliability and robustness and enables efficient integration.

Our products are intended for industrials and academics. Azurlight Systems is ISO 9001:2015 certified and relies on a well-trained global network of partners. Nevertheless, we are very close to our customers and always appreciate to provide deep understanding of our products performances and potential customization to the application.

MOPA Technology

The 3 building-blocks approach (seeder + HP amplifier + optical head) of the Master Oscillator Power Amplifier architecture let us all the freedom to tailor our products to your application.



Key Features

- Up to 130 W
- Single Frequency
- Ultra-low Noise
- Best-in-class Pointing Stability
- Maintenance Free – Long Life

Our star product line offers an excellent beam quality ($M^2 < 1.1$) out of an air-cooled compact laser head. Different turn-key configurations are available : either lasers or amplifiers.

Applications

- Atomic & Molecular Physics
- High Performances Instrumentation
- Optical Metrology
- Interferometry

The most advanced fiber lasers specifications are combined in our lasers without compromise on stability and reliability making it the perfect tool to push the limits of your demanding application.

Optical Specifications

Wavelength ¹	1030 ± 0.5 nm
Output power	10 W, 20 W, 50 W
Single frequency ² linewidth	< 50 kHz
Input connection (amp. only)	FC/APC
Input power (amp. only)	10 - 100 mW
Spatial mode	TEM00
Beam quality	M ² < 1.1
Beam diameter « free space »	1.0 ± 0.2 mm
Short term power stability	< ± 0.3%
Long term power stability (8 hours)	< ± 0.5%
Noise [100Hz - 10MHz]	< 0.02% RMS
Pointing stability	< ± 0.5 μrad/°C
Output polarization ³	Vertically polarized > 300 : 1
Output power Tunability	1 to 100% (10 to 100 recommended)
Laser control	Multi-turn potentiometer, Touch screen, Analog voltage

General Specifications

Power	< 10 W	10 - 50 W
Rack dimension	19"3U (460x440x130 mm)	
Rack cooling	Air	
Head	 150x115x45mm	 330x115x80 mm
Optical head cooling	Coolerless	
Umbilical cable length	1.35 m	
Supply requirements	90-240 V/ 50-60 Hz	
Electrical power consumption	200 W < ... < 300 W	

¹ Other wavelengths available on request

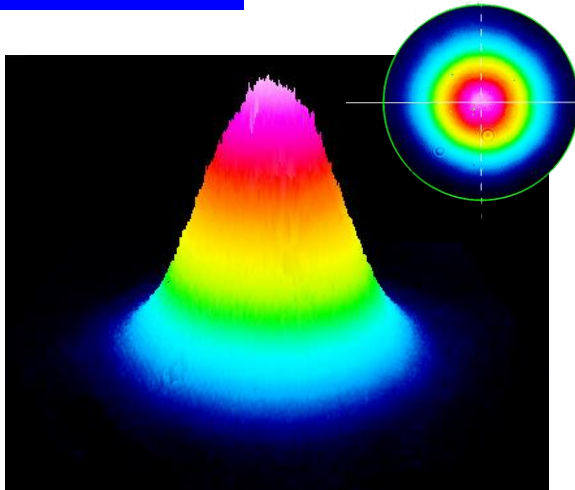
² Typically, < 30 kHz, linewidth reduction down to 3 kHz available as an option with an external seeder rack

³ Optional output : Depending on the output power, PM980/HI1060/LMA/Collimated fiber is available

Options

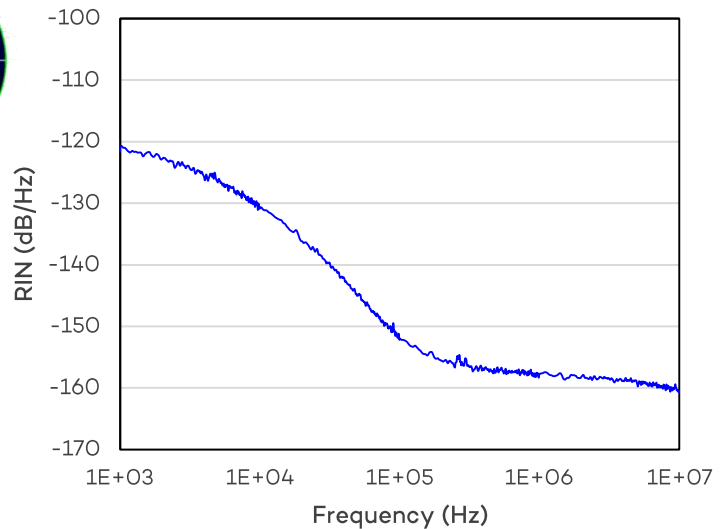
- Azurlight Systems offers 3 types of MOPA architectures : internal seeder, various external seeders, amplifiers only
- Advanced optical setup
- Combined IR/Visible dual output head, by upcycling unconverted IR radiation from a SHG head

Performances



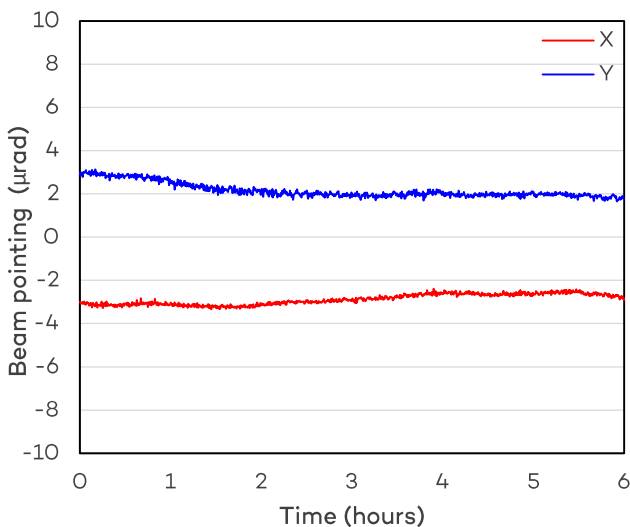
Beam profile

Excellent beam quality by design (TEM00). Only the fundamental transverse mode is guided through single mode fibers.



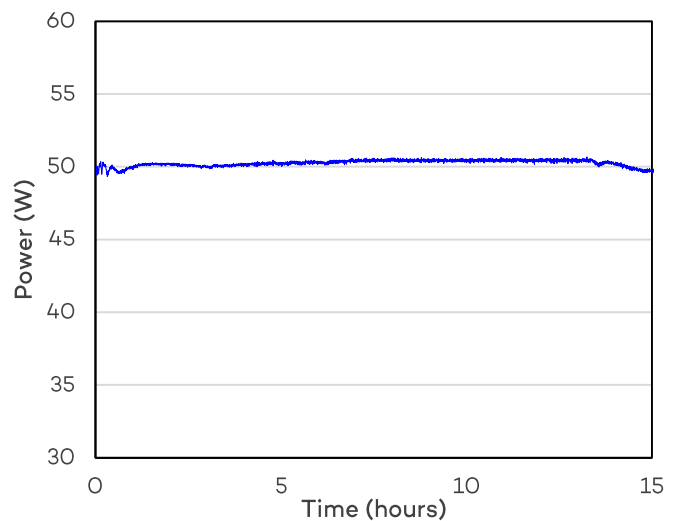
Relative Intensity Noise (RIN)

The dedicated low noise control electronics efficiently reduces the intensity noise. Above is presented a typical RIN measurement in Constant Current mode of operation. RMS value [100 Hz – 10 MHz] : 0.015%.



Beam pointing stability

The coolerless optical head design enables the best beam pointing stability on the market and ensures a subsequent long-term fiber coupling stability.



Long term power stability

Great power stability is made possible by a careful and robust integration of our optical components. The Constant Power mode of operation and its feedback loop gives the best power stability performances ($< \pm 0.5\%$).

Azurlight Systems
Cité de la Photonique
11 avenue de Canteranne
33600 Pessac, France

Tel. +33 (0) 5 47 74 55 90
Fax. +33 (0) 5 47 74 55 99
Mail. contact@azurlight-systems.com
www. azurlight-systems.com

AZURLIGHT

SYSTEMS



Product Datasheet

130 W CW Fiber Amplifiers

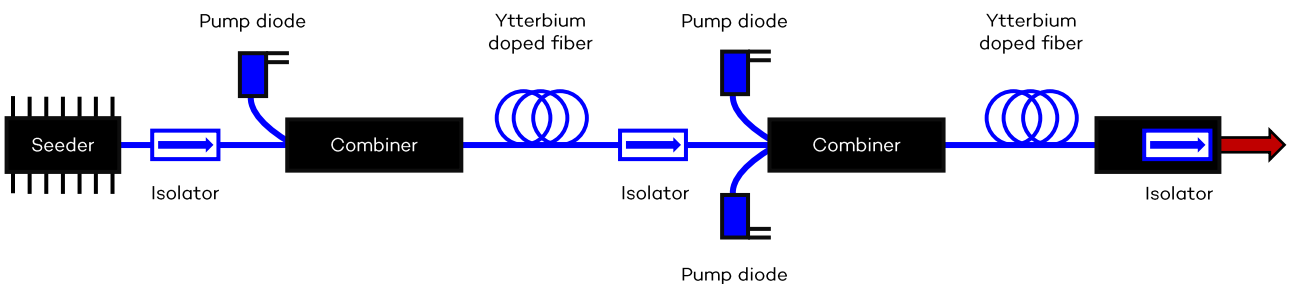
1030 nm – 1064 nm

Azurlight Systems is a French company that develops, produces and commercializes innovative fiber laser technologies. Its patented design represents a real breakthrough on the laser market especially over other solid-state technologies. Our team strives to combine the most stringent fiber laser specifications : high power, single mode, single frequency, ultra-low noise, to enable the most demanding applications. The unique all-fibered architecture allows for reliability and robustness and enables efficient integration.

Our products are intended for industrials and academics. Azurlight Systems is ISO 9001:2015 certified and relies on a well-trained global network of partners. Nevertheless, we are very close to our customers and always appreciate to provide deep understanding of our products performances and potential customization to the application.

MOPA Technology

The 3 building-blocks approach (seeder + HP amplifier + optical head) of the Master Oscillator Power Amplifier architecture let us all the freedom to tailor our products to your application.



Key Features

- Up to 130 W
- Single Frequency
- Ultra-low Noise
- Best-in-class Pointing Stability
- Maintenance Free – Long Life

Our 130 W product line offers an unmatched power with this features beam quality ($M^2 < 1.2$) out of a water-cooled compact laser head. Different turn-key configurations are available : either lasers or amplifiers.

Applications


- Atomic & Molecular Physics
- High Performances Instrumentation
- Optical Metrology
- Interferometry

The most advanced fiber lasers specifications are combined in our lasers without compromise on stability and reliability making it the perfect tool to push the limits of your demanding application.

Optical Specifications

Wavelength ¹	1030 nm - 1064 nm
Output power	130 W
Single frequency	Compatible
Input connection	FC/APC
Input power	10 - 100 mW
Spatial mode	TEM00
Beam quality	$M^2 < 1.2$
Beam diameter « free space »	1.0 ± 0.2 mm
Long term power stability (8 hours)	$< \pm 0.5\%$
Noise [100Hz - 10MHz]	$< 0.02\%$ RMS
Pointing stability	$< \pm 0.5 \mu\text{rad}/^\circ\text{C}$
Output polarization	Vertically polarized $> 300 : 1$
Output power Tunability	1 to 100% (10 to 100 recommended)
Laser control	Multi-turn potentiometer, Touch screen, Analog voltage

General Specifications

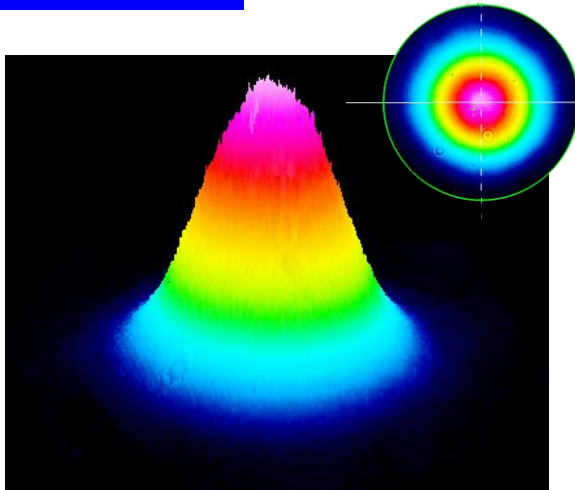
Power	130 W
Rack dimension	19"6U (460x440x260 mm)
Rack cooling	Water
Head	 400x265x105
Optical head cooling	Water
Umbilical cable length	2 m
Supply requirements	90-240 V/ 50-60 Hz
Electrical power consumption	200 W < ... < 300 W

¹ Other wavelengths available on request

Options

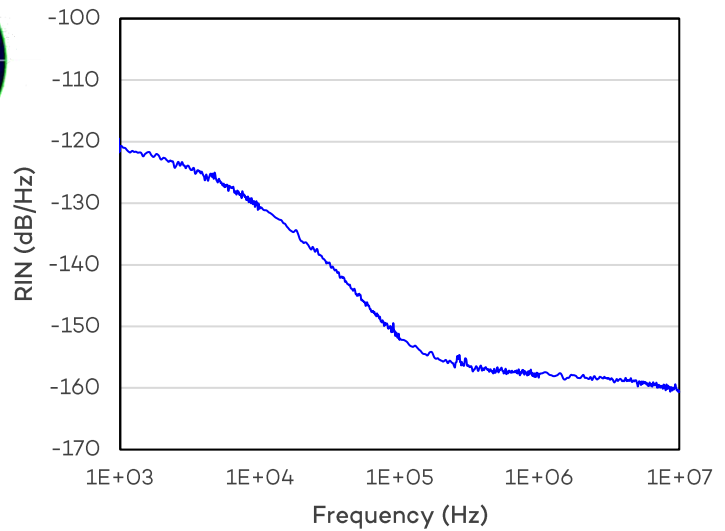
- Azurlight Systems now offers a "noise eater" feature integrated to the optical head: Azurlight ANRS™
- Advanced optical setup

Performances



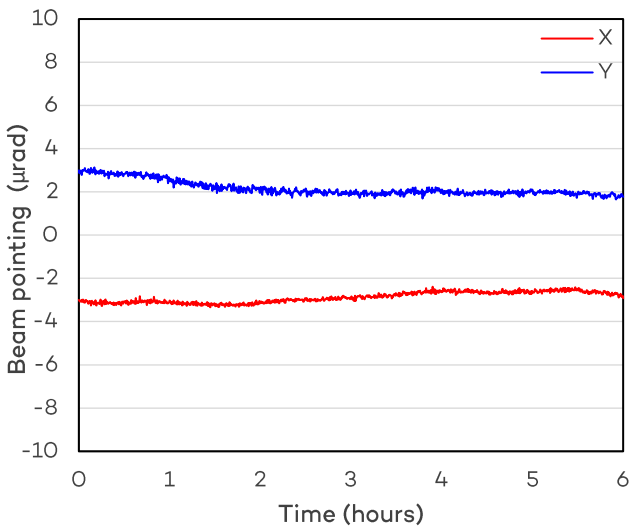
Beam profile

Excellent beam quality by design (TEM00). Only the fundamental transverse mode is guided through single mode fibers.



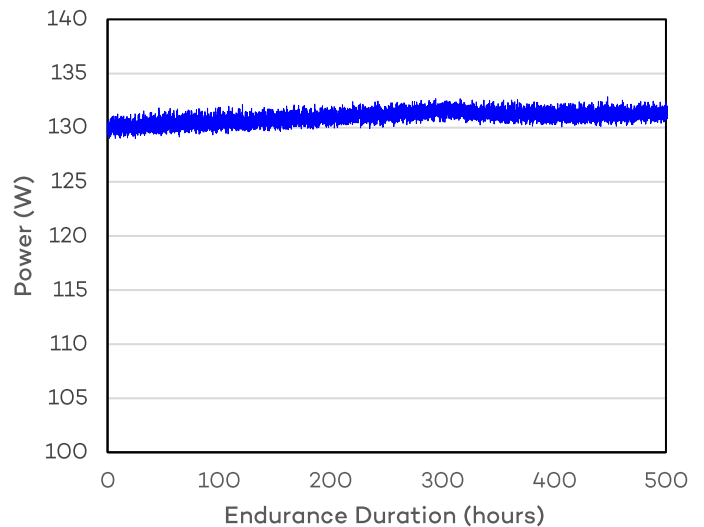
Relative Intensity Noise (RIN)

The dedicated low noise control electronics efficiently reduces the intensity noise. Above is presented a typical RIN measurement in Constant Current mode of operation. RMS value [100 Hz – 10 MHz] : 0.015%.



Beam pointing stability

The optical head design enables the best beam pointing stability on the market and ensures a subsequent long-term fiber coupling stability.



Long term power stability

Great power stability is made possible by a careful and robust integration of our optical components. The Constant Power mode of operation and its feedback loop gives the best power stability performances ($\pm 0.5\%$).

Azurlight Systems
 Cité de la Photonique
 11 avenue de Canteranne
 33600 Pessac, France

Tel. +33 (0) 5 47 74 55 90
Fax. +33 (0) 5 47 74 55 99
Mail. contact@azurlight-systems.com
www. azurlight-systems.com